




Get Show Ready!

Washing Your Valais Blacknose Tips




What Are You Aiming For?



- Fleece staple length should be about 10 cm (5-6 months growth – sheep should be shorn twice yearly)
- Wool should be natural, even and balanced out over the whole body, including the head and legs
- Fleece should be white and clean
- Docked tails must be in line with the top of the black markings on hocks



Useful Products & Implements



Slicker, soft-pin and T-Shaped grooming brushes are helpful for knots around the head and legs




Fairy liquid helps to ease out stubborn knots



Examples of various shampoos above. These can be found in any local agriculture stores or online

<http://www.showtime-supplies.co.uk/>


Recommended Washing Accessories?



- Extra large plastic container (e.g. cut down IBC tank) or bath tub
- Dressing stand
- Buckets
- Helpers, lots of them



Washing Method



- Wet the head with warm water, using soapy liquid to tease and brush out any knots. Rinse clean. Repeat same process with the legs. This is best done using a dressing stand and can save your back a little. If you don't have a stand, make a small pen with gates or tie up the sheep somewhere that is easy for you work.
- Wash the sheep in a large container or bath of warm water and shampoo which you have chosen. Rinse/dip clean. If you don't have a large container/bath you can use the dressing stand with buckets/hose for washing and rinsing. Or again in a small pen or tied up.
- After washing and rinsing – do not brush the fleece. Allow the sheep to dry naturally to achieve best in the natural crimp. The wool is one of the categories in which the sheep are graded. If the fleece is brushed and the natural crimp lost, you can lose points in this area when being graded.
- You can use a blower to help speed up drying time. Be careful not end up with a fluffy look and keep the crimp defined.